

Chart Legend

● Double star

⊙ Variable stars

× Special object

+ Reference point


Open star clusters

 
50' (to scale) <20'

Globular clusters

 
50' (to scale) <20'

Galaxies

 100' x 20' (to scale)



 40' x 30' (to scale)

 <20'

Bright nebulae

 (to scale)  <20'

Dark nebulae



 (to scale)  <20'

         + Fainter star

Star magnitudes

-1 0 1 2 3 4 5 6 7

Planetary nebulae

 50' (to scale)  <20'